




bibliotheca
CLOUDLIBRARY
FOR **ANDROID**



1 GET THE FREE APP





Open the Google Play Store and search for cloudLibrary. Tap , wait for the download to complete, and open the app from your home screen.




2 CONNECT TO PPL

Once the app is open, connect to PPL by selecting United States, Maine, and Portland Public Library. Enter your library card number (with no space) and log in.

3 FIND BOOKS

Select the magnifying glass to search for a specific title or author, or the menu  icon in the top left corner to see featured collections or browse by genre. Titles with a blue headphones  icon are audiobooks, and titles without this icon are ebooks. You can swipe from the right to limit results to just audiobooks, ebooks, and/or books that are currently available. Tap a book cover to read more about a book and listen to or read a sample.

4 BORROW BOOKS

Tap a book cover and then select **Borrow** to borrow it now, or **Hold** to be added to the wait list. If you're interested in a book but don't want to borrow it now, you can tap the blue flag icon  to mark it for later. Select **My Books** in the  menu to access your current items. From **My Books**, you can also view your borrowing history, holds, and "books of interest" list (titles you've flagged ) and return titles early. Titles are checked out to you for three weeks and will be returned automatically—never any overdue fees! You may borrow three items at once.

For further assistance, visit or call the PPL Readers' Advisory desk (871-1700 ext. 705) or make a technology tutoring appointment with PPL staff (871-1700 ext. 708).